

To monitor states' progress in implementing the Every Student Succeeds Act (ESSA), the Alliance for Excellent Education analyzed school ratings and lists of identified schools from the 2018–19 school year (based on 2017–18 data).

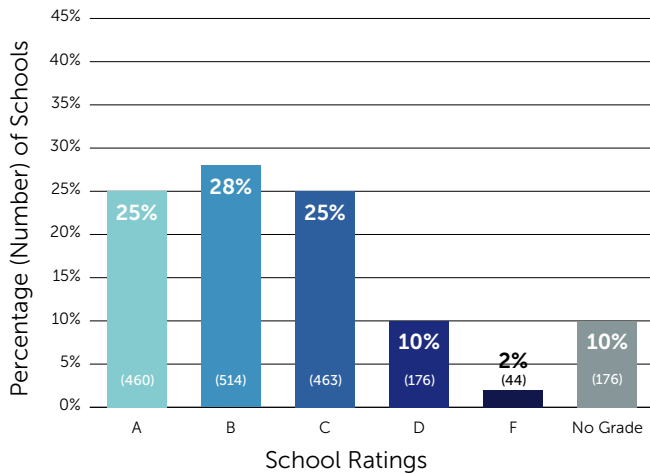
ABOUT ARIZONA'S ESSA ACCOUNTABILITY SYSTEM

- **School rating type:** A–F grades¹
- **Indicators included in ratings:** (1) proficiency: English language arts (ELA) and math; (2) growth: ELA and math; (3) progress toward and attainment of English language proficiency; (4) high school graduation rate; (5) “acceleration/readiness” menu of measures (for elementary and middle schools); and (6) college and career readiness menu of measures (for high schools), with bonus points for science proficiency and special education enrollment (for all schools)
- **Subgroup performance included in ratings:** subgroup performance may be considered in elementary and middle school ratings if a school is awarded points for gains by individual groups of students as part of the “acceleration/readiness” menu²
- **Categories of schools identified for support under ESSA:** (1) comprehensive support and improvement (CSI) due to low performance or low graduation rates schoolwide and (2) targeted support and improvement (TSI) due to low-performing groups of students³
- **How schools are identified for targeted support:** any school with a group of students performing, on its own, as poorly as students in CSI schools (Title I schools with combined student proficiency in the lowest 5% on the statewide assessment)
- **School year in which schools were first identified for support:** CSI—2017–18, based on 2016–17 data; TSI—2018–19, based on 2017–18 data

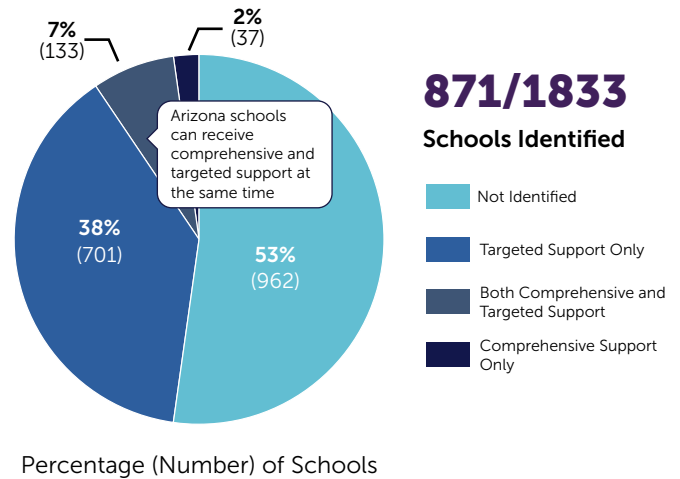
SCHOOL RATINGS AND IDENTIFICATION FOR SUPPORT

In Arizona, **12% of schools received a D or F grade** and **nearly half of schools (47%) were identified for support and improvement.**⁴

How Many Schools Received Each Rating?¹

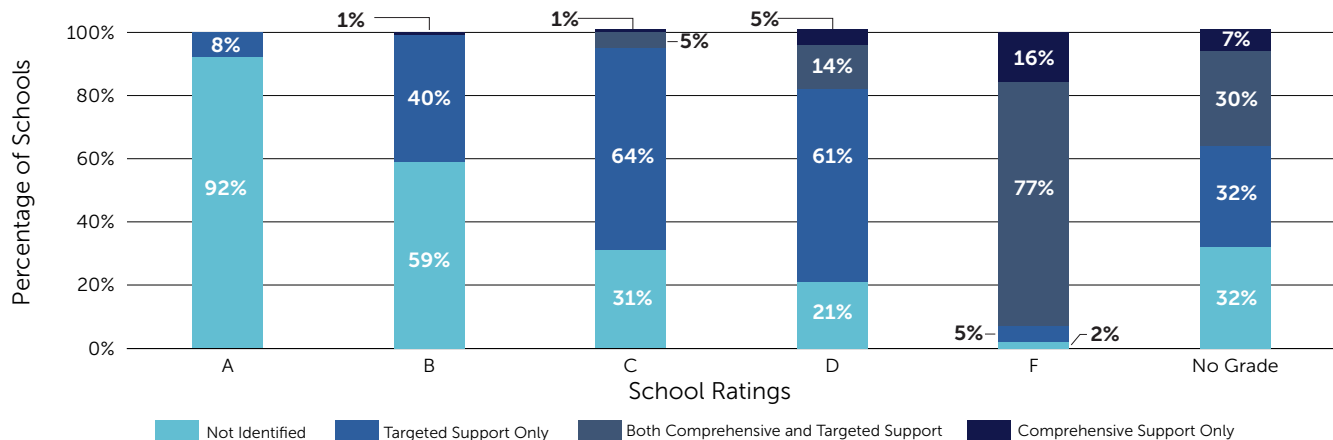


How Many Schools Were Identified for Support?²



Were Schools with Low Ratings Overlooked for Support?

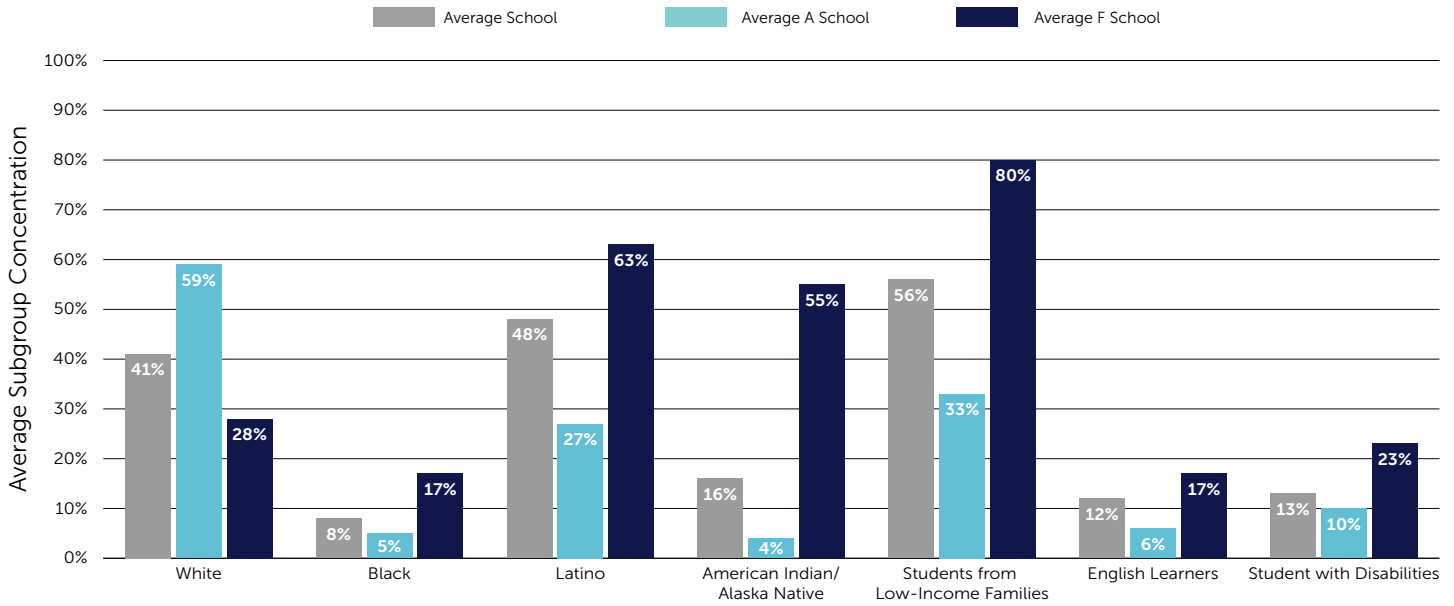
2% of F schools and **21%** of D schools were not identified for support.



PERFORMANCE OF STUDENT SUBGROUPS

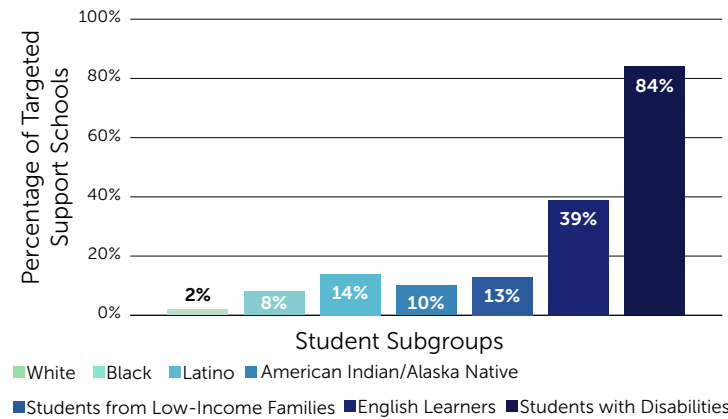
Like in most states, historically underserved students were more concentrated in schools with low ratings.

For example, the student body of an **average school** was **48%** Latino. Yet the student body of an average **A school** was **27%** Latino, while the average **F school** was **63%** Latino.



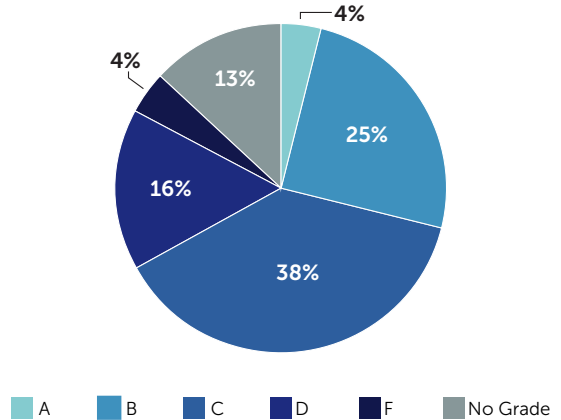
Which Student Subgroups Needed Extra Support?

In more than 80% of Arizona targeted support schools, **students with disabilities** needed extra supports from their school and school district. In addition, **English learners** were identified as needing extra supports in nearly 40% of targeted support schools.



To What Extent Did High Ratings Mask Outcomes for Low-Performing Subgroups?

Among targeted support schools **4%** received an A grade and **25%** received a B grade.



For more information about Arizona's ESSA plan, visit all4ed.org/essa/essa-in-your-state/.

Endnotes

- 1 Following a federal monitoring visit in August 2018, Arizona proposed revisions to its ESSA accountability system and all required indicators. The data in this analysis is based on the state ESSA plan that had been approved prior to these revisions and on the state's A-F grading system, which excludes 150 alternative schools. Arizona currently uses a separate federal accountability system to identify schools for support based only on the academic indicator for all students and all federally required subgroups. Schools with "no grade" in this analysis include schools that received a grade of "NR" (68 schools) and schools that did not receive a grade but were identified for support (108 schools).
- 2 Arizona considers federally required subgroups (e.g., racial/ethnic groups) when identifying schools for support.
- 3 All of Arizona's TSI schools in this analysis meet the state's definition for additional targeted support.
- 4 Some graphs in this document may not total 100 percent due to rounding of percentages.

The **Alliance for Excellent Education** (All4Ed) is a Washington, DC-based national policy, practice, and advocacy organization dedicated to ensuring that all students, particularly those underperforming and those historically underserved, graduate from high school ready for success in college, work, and citizenship. all4ed.org