

AN ANALYSIS OF ARKANSAS'S ESSA PLAN

This dashboard analyzes Arkansas's plan under the Every Student Succeeds Act (ESSA), specifically its commitment to equity and excellence and its compliance with the law. This analysis is not all-encompassing but rather focuses on the indicators most essential for advancing equitable educational opportunities for all students. Arkansas submitted its plan on September 18, 2017, and the U.S. Department of Education approved it on January 16, 2018. Full text is available at <https://www2.ed.gov/admins/lead/account/stateplan17/arconsolidatedstateplanfinal.pdf>. View ESSA equity dashboards for other states at www.all4ed.org/essa.




ESSA EQUITY DASHBOARD


ARKANSAS

LONG-TERM GOALS


Academic Achievement

 80% of students proficient in reading and math by 2029
Green


Academic Achievement by Student Subgroup

 80% of students in each subgroup proficient in reading and math by 2029
Green


4-Year Cohort High School Graduation Rate

 94% of students graduating by 2028
Green

Extended-Year Cohort High School Graduation Rate


 5-year cohort graduation rate goal of 97%
Green

English Language Proficiency


 Accounts for students' initial grade and proficiency level in setting student goals and allows maximum of 3 to 8 years to attain proficiency
Yellow

SUPPORT AND INTERVENTION

Definition of "Consistently Underperforming" Used to Identify Schools for Targeted Support

 Definition is narrower than "additional targeted support" (ATS) and identifies subset of schools that should already be identified under statutory definition of ATS
Red

High School Graduation Rate Used to Identify Schools for Comprehensive Support

 4-year cohort graduation rate
Green

NOTE


Arkansas sets maximum timeline for students entering at lowest level of proficiency of 6 years for grades K-2, 7 years for grades 3-5, and 8 years for grades 6-12

! CONCERN


Arkansas uses narrower definition of ATS than required by ESSA and requires ATS schools also to meet the definition for a "consistently underperforming" subgroup

ACCOUNTABILITY


Disaggregation of Student Subgroups

 Disaggregates subgroups by race, ethnicity, income, English language proficiency, and disability status
Green

N-Size

 15 students
Yellow

School Quality and Student Success (SQSS) Indicator

 Student engagement as measured by chronic absenteeism for grades K-11; science achievement and growth, and reading at grade level for grades 3-10; ACT® score, high school grade point average, credits earned for community service learning and computer science courses, and credits earned in Advanced Placement, International Baccalaureate, or concurrent courses for grade 12
Green


High School Graduation Rate

 Gives 4-year cohort graduation rate double weight compared to 5-year cohort graduation rate
Green


Weighting of Academic Indicators

 100% weight for all grades
Green

Testing Participation Rates

 No credit for untested students; any school failing to meet 95% participation rate for 2 consecutive years must submit plan that includes strategies to meet participation requirements
Green

Inclusion of Student Subgroup Performance

 Subgroups have no independent effect on school ratings, which are calculated using the "ESSA school index" based on the performance of all students
Red

Note: Some indicators do not apply to some states and do not appear in the analysis included on the front of this document. The Alliance for Excellent Education set the parameters associated with the green, yellow, and red designations.

LONG-TERM GOALS

Academic Achievement

- **Green:** 75% or more of all students proficient on statewide assessments by 2030 or equivalently rigorous goal
- **Yellow:** 60–74.9% of all students proficient by 2030 or 75% or more proficient by 2031–39 or equivalently rigorous goal
- **Red:** Less rigorous goals and/or longer timeline than 2040

Academic Achievement by Student Subgroup

- **Green:** Same long-term goals for each subgroup or similarly ambitious commitment to closing achievement gaps
- **Yellow:** Less ambitious goals but requires higher rates of growth from lower-performing subgroups
- **Red:** Same or similar rates of academic growth for all subgroups

4-Year Cohort High School Graduation Rate

- **Green:** 90% or more of students graduating by 2030
- **Yellow:** 85–89.9% of students graduating by 2030 or 90% or more graduating by 2031–39
- **Red:** Less rigorous goals and/or longer timeline than 2040

Extended-Year Cohort High School Graduation Rate

- **Green:** At least 3 percentage points higher than 4-year cohort rate goal or 1 percentage point higher if 4-year cohort rate goal is at least 90%
- **Yellow:** 1–2 percentage points higher than 4-year cohort rate goal
- **Red:** Goals are the same or state does not set goals for each cohort rate

English Language Proficiency

- **Green:** Accounts for initial age/grade or proficiency level in setting student targets with maximum timeline of no more than 6 years to achieve proficiency
- **Yellow:** Accounts for initial age/grade or proficiency level with maximum timeline of 7 years to achieve proficiency
- **Red:** Does not account for initial age/grade or proficiency level and/or sets maximum timeline of 8 or more years to achieve proficiency

ACCOUNTABILITY

Disaggregation of Student Subgroups

- **Green:** State does not use super-subgroup or uses it only in addition to disaggregated subgroups for identifying schools for targeted support and improvement (TSI)
- **Red:** State uses super-subgroups instead of required subgroups for identifying schools for TSI

N-Size

- **Green:** N-size for accountability of 10 or fewer students
- **Yellow:** N-size for accountability of 11–25 students
- **Red:** N-size for accountability of 26 or more students

School Quality and Student Success (SQSS) Indicator

- **Green:** Research-based statewide SQSS measures that can be disaggregated by student subgroup
- **Yellow:** Inconclusive research to support SQSS measures or significant SQSS measures are in development but will be statewide and capable of disaggregation by student subgroup
- **Red:** SQSS measures lack research and/or are not statewide or capable of disaggregation by student subgroup

High School Graduation Rate Indicator

- **Green:** Exclusively uses, or gives more weight to, 4-year cohort graduation rate
- **Yellow:** Uses 4- and extended-year cohort graduation rates and weights 4-year rate equally or less than other rates
- **Red:** Does not use 4-year cohort graduation rate or uses another unlawful graduation rate calculation

Weighting of Academic Indicators

- **Green:** 75% or more weight on academic indicators including measures based on state tests, college and career readiness, and chronic absenteeism
- **Yellow:** 50–74% weight on academic indicators
- **Red:** Less than 50% weight on academic indicators

Testing Participation Rates

- **Green:** No credit for untested students or similarly rigorous consequences
- **Yellow:** Less rigorous consequences that have limited implications for accountability
- **Red:** Does not specify consequences for untested students

Inclusion of Student Subgroup Performance in School Ratings

- **Green:** Includes all ESSA subgroups in all school ratings or uses a decision rule to ensure ratings reflect ESSA student subgroups
- **Yellow:** Includes subgroups in all school ratings but does not include all ESSA subgroups or may obscure subgroup performance on school dashboards
- **Red:** Does not include all ESSA subgroups in all school ratings

SUPPORT AND INTERVENTION

Definition of “Consistently Underperforming” Used to Identify Schools for Targeted Support

- **Green:** Definition is meaningfully different from “additional targeted support” (ATS) and triggers identification based on low performance on a *subset* of indicators
- **Yellow:** Definition is meaningfully different from ATS and triggers identification based on low performance across *all* indicators
- **Red:** Definition is not meaningfully different from, or is narrower than, ATS or does not comply with ESSA

High School Graduation Rate Used to Identify Schools for Comprehensive Support

- **Green:** Uses 4-year cohort graduation rate exclusively
- **Yellow:** Uses 5-year cohort graduation rate
- **Red:** Uses 6-year (or longer) cohort graduation rate