

FUTURE READY
SCHOOLS
PREPARING STUDENTS FOR SUCCESS™

WEBINAR
SERIES

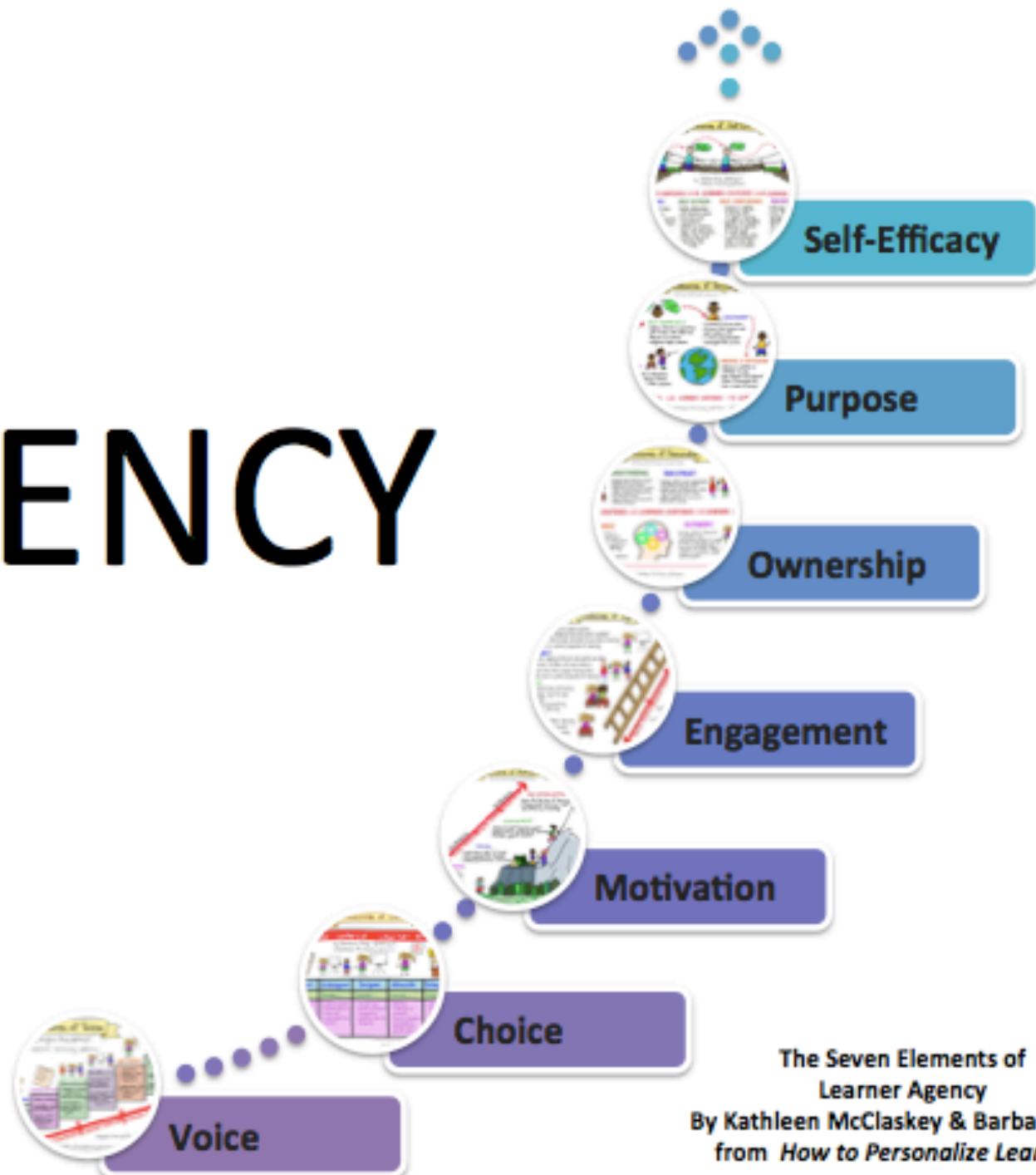
A Learner with
AGENCY
Is a Learner Who Is
FUTURE READY



A Future Ready Webinar

presented by Kathleen McClaskey and Tom Murray
October 16, 2017

AGENCY



The Seven Elements of
Learner Agency
By Kathleen McClaskey & Barbara Bray
from *How to Personalize Learning*

Continuum of Voice

By Barbara Bray @bbray27

Kathleen McClaskey @khmmc



EXPRESSION

- offers opinions & answers questions
- creates Personal Learner Profile (PLP) on how they learn best




CONSULTATION

- takes surveys
- provides input and feedback
- shares PLP and works on PLPlan with teacher



PARTICIPATION

- attends activities with role in decision making
- articulates action steps to meet learning goals



PARTNERSHIP

- collaborates with teachers and learners
- contributes to design of lessons, projects and assignments



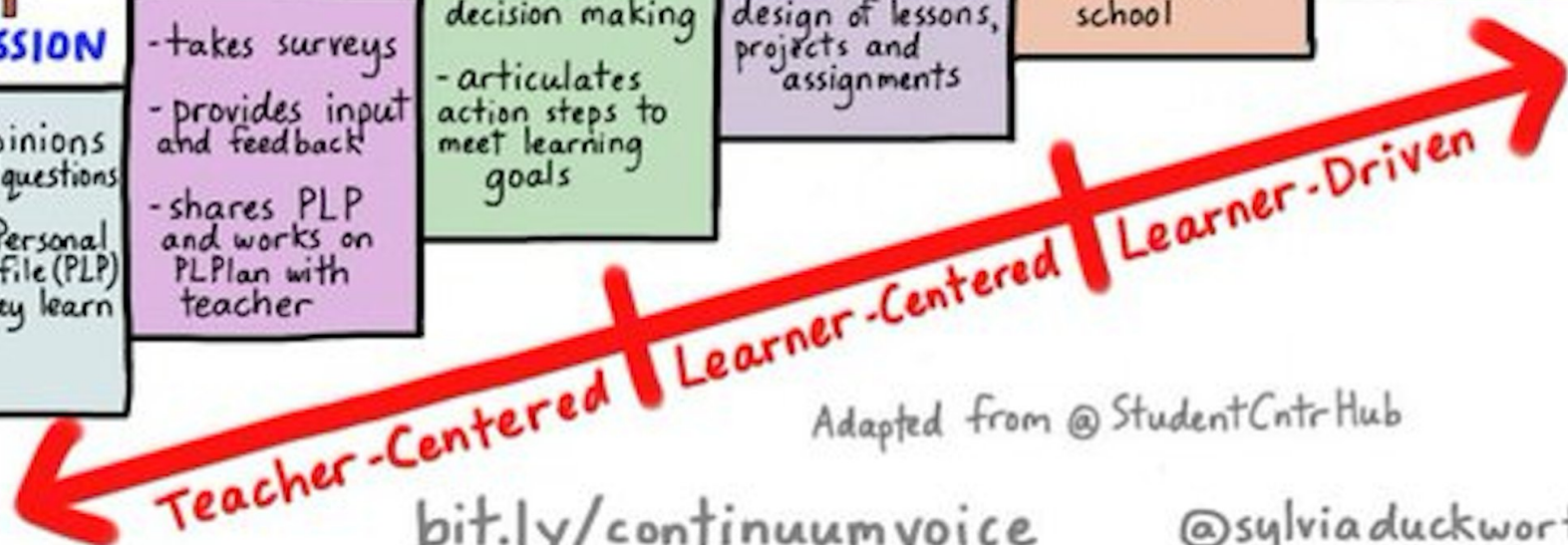
ACTIVISM

- identifies problems and generates solutions
- advocates for change in and outside of school



LEADERSHIP

- guides group as leader of change
- co-plans and makes decisions
- accepts responsibility for outcomes

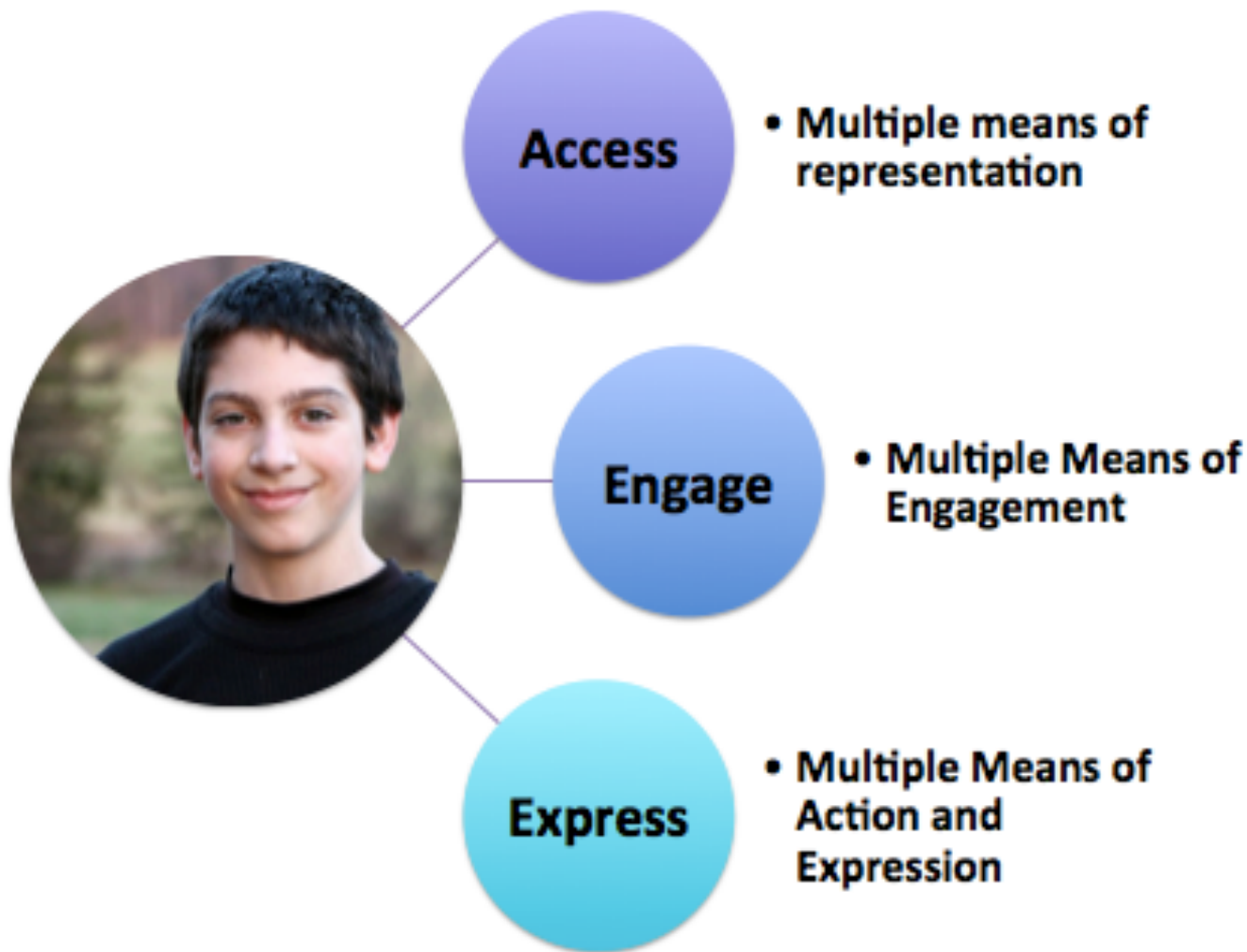


Adapted from @StudentCntrHub

bit.ly/continuumvoice

@sylvia duckworth

The UDL Lens of Access, Engage and Express™ based on the UDL Principles



Access, Engage and Express is a trademark of Kathleen McClaskey



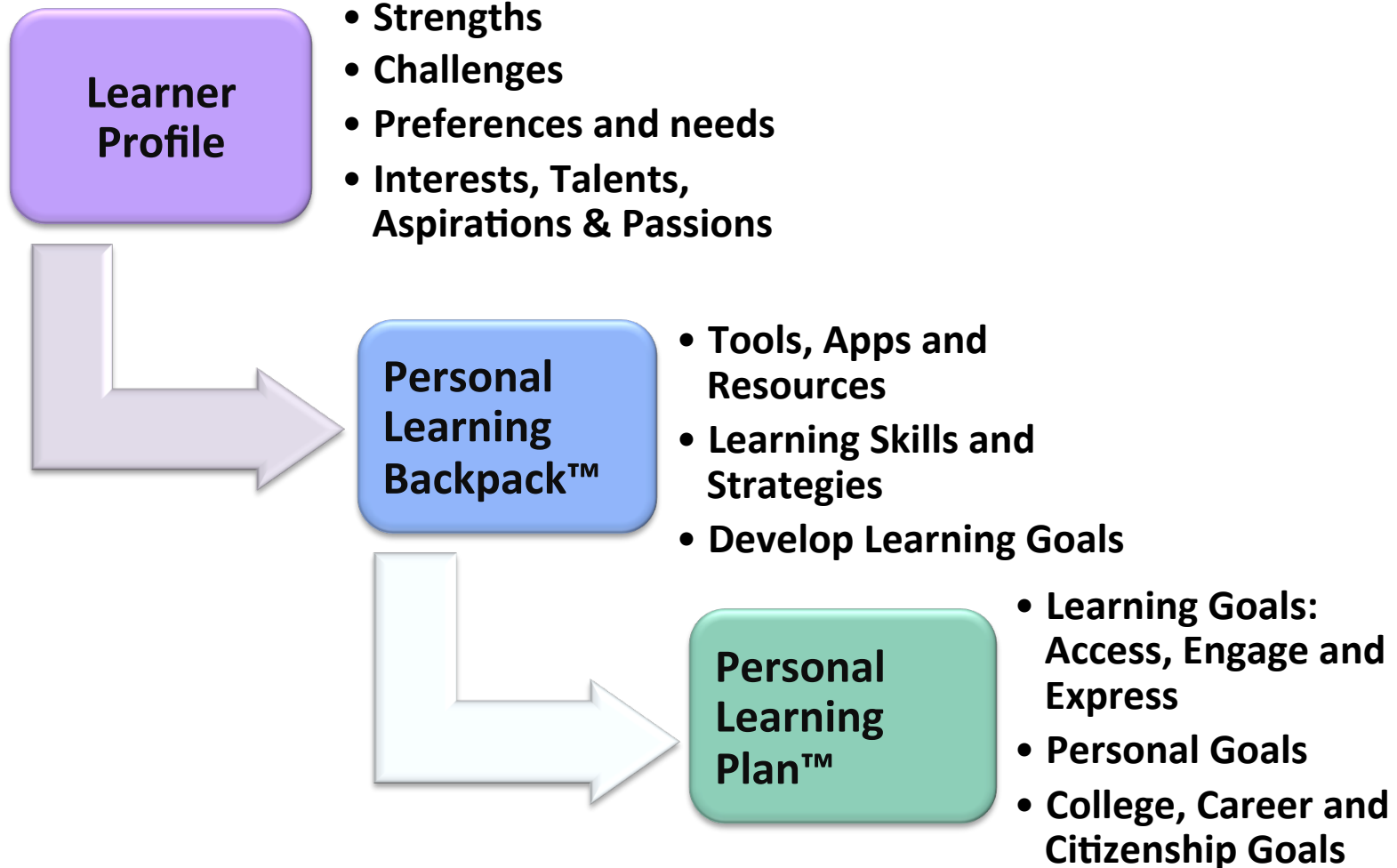
U.S. Department of Education

UDL in the ESSA

With the Every Student Succeeds Act (ESSA), federal K-12 education law now defines and endorses Universal Design for Learning (UDL) as a scientifically-based approach for personalizing learning.

Universal Design for Learning is a registered trademark of CAST, Inc.

The Process in Creating a Learner with Agency



Learner Profile



	Strengths	Challenges
Access	<ul style="list-style-type: none">• I can visualize what I hear.• I connect to ideas I already know.	<ul style="list-style-type: none">• I often do not understand what I read.• I have trouble focusing.
Engage	<ul style="list-style-type: none">• I like to lead and collaborate with others.	<ul style="list-style-type: none">• I don't like doing difficult tasks.
Express	<ul style="list-style-type: none">• I draw what I am thinking.• I like telling stories.• I am a good presenter & speaker.	<ul style="list-style-type: none">• I have trouble putting thoughts to paper.• I find note-taking difficult.

Words about me: curious, imaginative, artistic, friendly

Interests: soccer, baseball, history

Talents: storytelling, drawing, connecting the dots, mental math

Passionate about: fishing, having a business one day

Aspirations: forest ranger, comic book illustrator

Build a Personal Learning Backpack (PLB)

**Personal
Learning
Backpack™**

- Tools, Apps and Resources
- Learning Skills and Strategies
- Develop Learning Goals

Personal Learning Backpack™

- Tools, Apps, Resources
- Learning Strategies and Skills
- Develop Learning Goals



	Preference and Needs	Tools, Apps, Resources, Learning Strategies and Skills
Access	<ul style="list-style-type: none"> • I need to use a text-to-speech tool for reading. • I prefer to use video for understanding. 	<p>iPad, read&write, YouTube</p> <ul style="list-style-type: none"> • Uses TTS tool to read digital materials • Selects video tutorials to walk through step-by-step instructions.
Engage	<ul style="list-style-type: none"> • I need tasks to be broken down into smaller tasks. • I prefer to work with a partner. 	<p>DropBox, Google Drive, Toodledo</p> <ul style="list-style-type: none"> • Creates folders and files to manage resources and images. • Uses a checklist of smaller tasks along with due dates to organize project tasks.
Express	<ul style="list-style-type: none"> • I need to use note taking tools. • I prefer graphic organizers for ideas • I prefer to present orally. 	<p>iPad, Notability, iMovie, Popplet</p> <ul style="list-style-type: none"> • Learns to use Notability to draw, take notes and record voice. • Organizes writing using Popplet. • Creates presentation with captions using iMovie.

Design a Personal Learning Plan (PLP)

Personal Learning Plan™

- **Learning Goals: Access, Engage and Express™**
- **Personal Goals**
- **College, Career and Citizenship Goals**

Personal Learning Plan™



- **Access, Engage and Express™**
Goals for Skill Development
- Personal Goals
- College, Career and Citizenship Goals

My Personal Learning Plan Name:		Progress
Access Goal 1	I want to learn how to use text-to-speech tools or apps to support my reading and comprehension of learning materials and texts.	Evidence of reaching my goal: <ul style="list-style-type: none">• Completing comprehension questions or an assignment using tools or apps independently from my PLB• Demonstration of independent reading using the tools from my PLB. Date Achieved:
Steps – Action steps that will help meet my goal <ol style="list-style-type: none">1. Set a schedule to work with my technology coach or a peer tutor to learn the TTS tool or apps.2. Read textbook, handout, assigned novel or online content using TTS tool or apps.3. Learn and apply comprehension strategies using highlighting and mind-mapping tools, and supportive writing tools.		

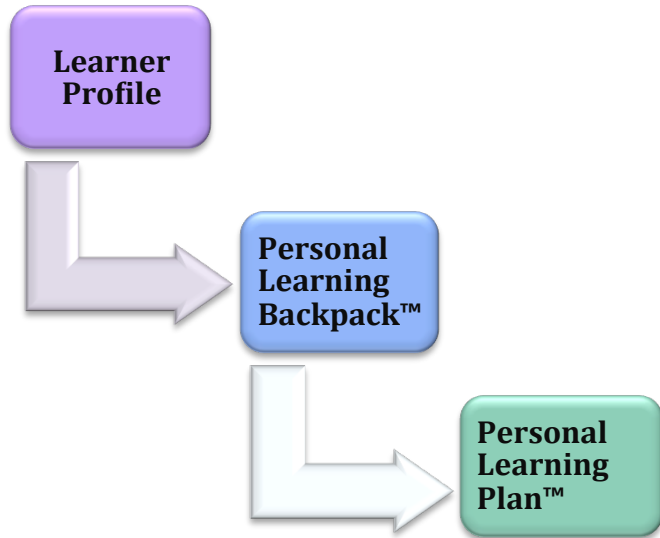
Personal Learning Plan™



- Access, Engage and Express™ Goals for Skill Development
- Personal Goals
- **College, Career** and Citizenship Goals

My Personal Learning Plan		Progress
Name:		
College and Career Goal 1	I would like to have an ELO on what it takes to become a park ranger for the US Forest Service	Evidence of reaching my goal: <ul style="list-style-type: none">• ELO with a park ranger• ELO Portfolio or presentation of experience of met competencies. Date Achieved:
Steps – Action steps that will help meet my goal <ol style="list-style-type: none">1. Meet with my advisor or counselor to discuss an ELO with a park ranger in the local region.2. Develop an ELO proposal and submit to my advisor or counselor.3. Coordinate a time to with with a park ranger and develop a schedule to participate in my ELO.4. Reflect on ELO experience in a blog and create an ELO Portfolio.		

Learner Profile (LP) + Personal Learning Backpack (PLB)TM = Personal Learning Plan (PLP)TM



Each Learner:

- **Proactive** in their learning.
- **Selects appropriate tools and resources** based on how they prefer or need to access, engage, and express.
- **Develops learning strategies and skills** to support their learning.
- **Sets goals and action steps** for college, career and citizenship.
- **Reflects on evidence of learning.**
- **Self-directs and monitors their progress in learning.**
- **Future Ready for College and Career.**

**Outcomes:
Learner Agency &
Self Advocacy**

A Learner with Agency is a Learner Who is Future Ready!

- Kathleen McClaskey






Kathleen McClaskey

Founder, Make Learning Personal
Co-Founder, Personalize Learning. LLC

kathleenmcclaskey.com


khmccclaskey@gmail.com

@khmmc



Co-author of Bestsellers
Make Learning Personal and
How to Personalize Learning –
A Practical Guide for Getting
Started and Going Deeper!

20% discount code: **N16906**



This presentation and its contents are licensed under a
[Creative Commons Attribution-NonCommercial-NoDerivs 3.0 Unported License](https://creativecommons.org/licenses/by-nc-nd/3.0/).