

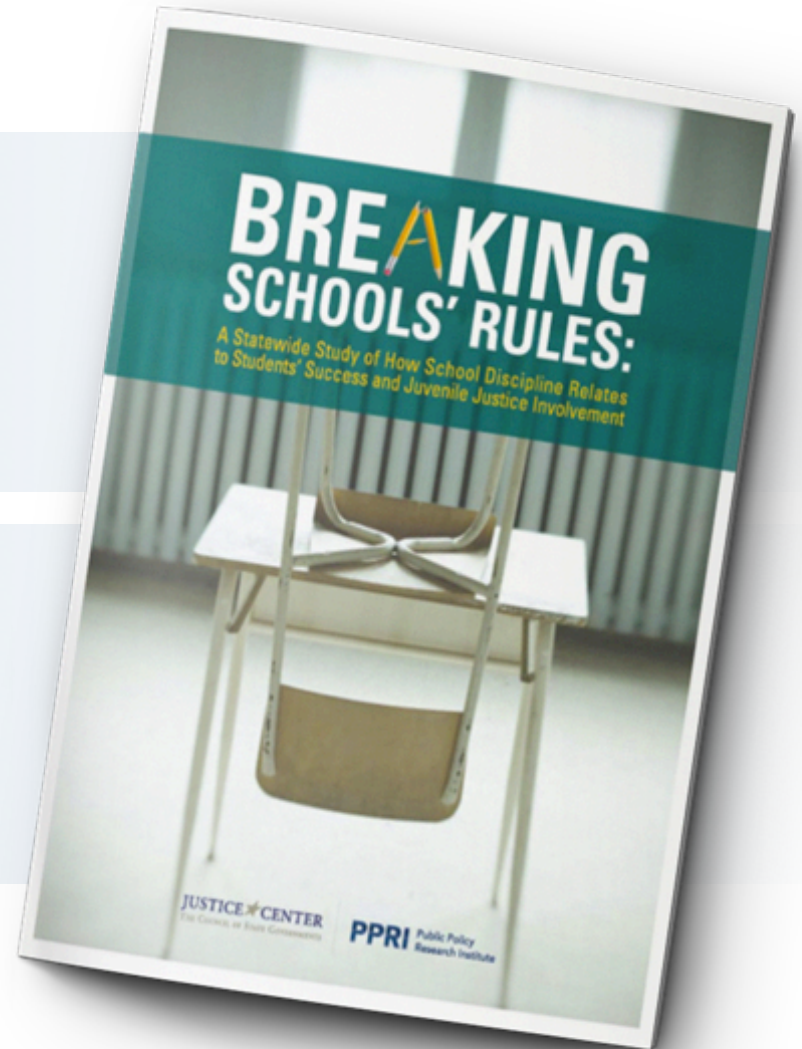
School Discipline Consensus Report: Strategies from the Field to Keep Students Engaged in School and Out of the Juvenile Justice System

Nina Salomon, Senior Policy Analyst, Council
of State Governments Justice Center

Groundbreaking Texas Study Pushed States to Scrutinize Approaches to School Discipline

Nearly **60%** of all middle and high school students experienced suspension

And **15%** of all students were disciplined 11 or more separate times



**Breaking Schools' Rules, 2011, Council of State Governments. Students were followed through grades seven through twelve.*

Realizing Top Goals Set by Policymakers Requires a Strategy to Improve School Discipline



Make young people feel welcome and supported in school



Close the achievement gap between white students and students of color

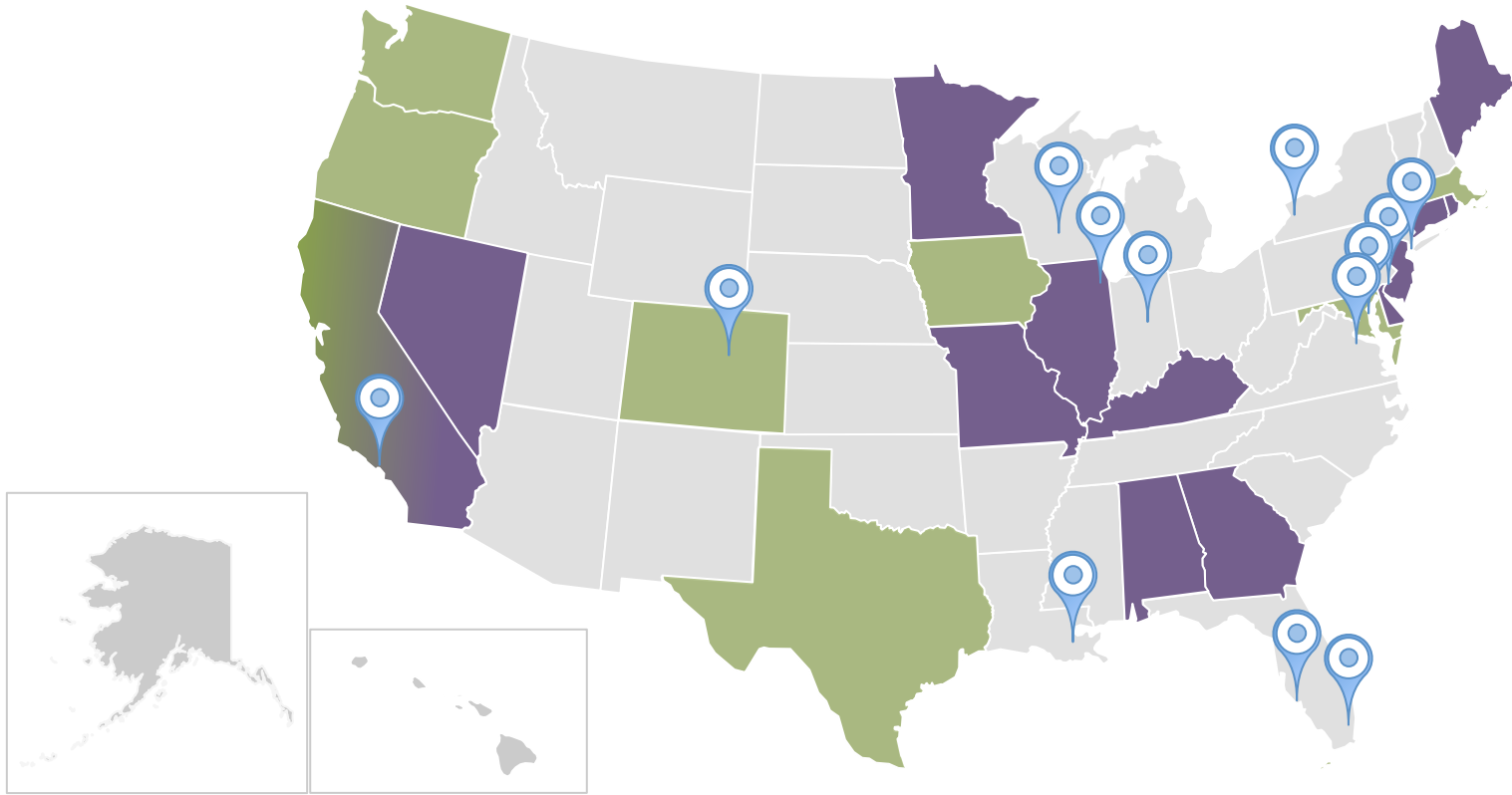


Improve high school graduation rates



Reduce the number of youth locked up in juvenile correctional facilities for minor offenses

School Districts and States Taking Action



Over a **dozen** big city school districts have recently overhauled their school codes of conduct.



At least **8 states** in 2012/2013 passed legislation to improve school discipline



As of October 2013, **13 states** have statutes directing schools to improve school climate

The Consensus Report Breaks New Ground


Field-Driven and
Practical



Consensus-Based



Comprehensive



Conditions for Learning

By creating welcoming, supportive, and secure learning environments, schools can reduce the likelihood that students will misbehave and improve educators' ability to manage student behavior.





Targeted Behavioral Interventions

Some students who are repeatedly involved in their schools' discipline systems may require additional supports and interventions including those that address unmet behavioral health, academic, or other needs.

School-Police Partnerships

Working collaboratively, schools and local law enforcement can ensure schools are safe and that students are not arrested for minor misconduct.





Courts and Juvenile Justice

Recognizing the negative long-term consequences of involvement in the juvenile justice system, every effort should be made to keep students in school and out of court, particularly through diversion of students who commit minor school-based offenses.

Data Recommendations from Consensus Report

Annually collect and publicly report school discipline data

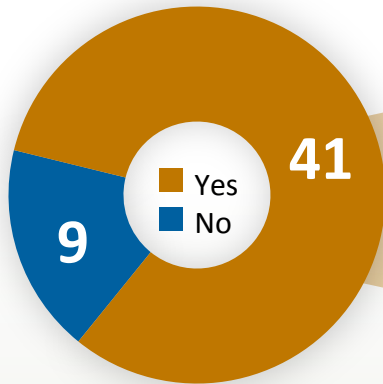
- Number of students suspended (in and out-of-school) and expelled annually
- Data that tracks offenses – what are the top offenses?
- Disaggregated data by age, race/ethnicity, gender, LGBT, Sped, ELL
- Proportion of students with multiple suspensions
- Can we compare the suspension/expulsion rates across similar campuses and districts in the state? To the national numbers?
- School days missed as a result of disciplinary removals

Data Recommendations from Consensus Report

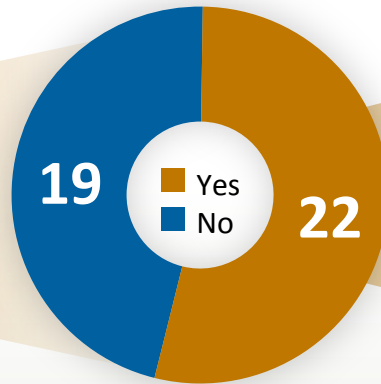
Standardize disciplinary data definitions and codes

- Unique identifiers/demographic information
- Location of disciplinary incident
- Date/time of disciplinary incident
- Offense codes
- Disposition codes
- Date of removal and return

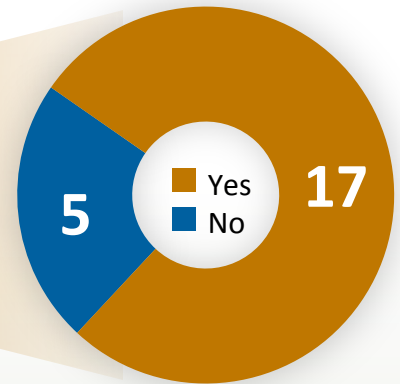
Examine Data



How many **states** publically report some school discipline data on their SEA website?



Of the **41 states**, how many states provide information on the number of students suspended annually on their SEA website?



Of the **22 states**, how many states provide information on the number of students suspended and expelled annually, disaggregated by race on their SEA website?

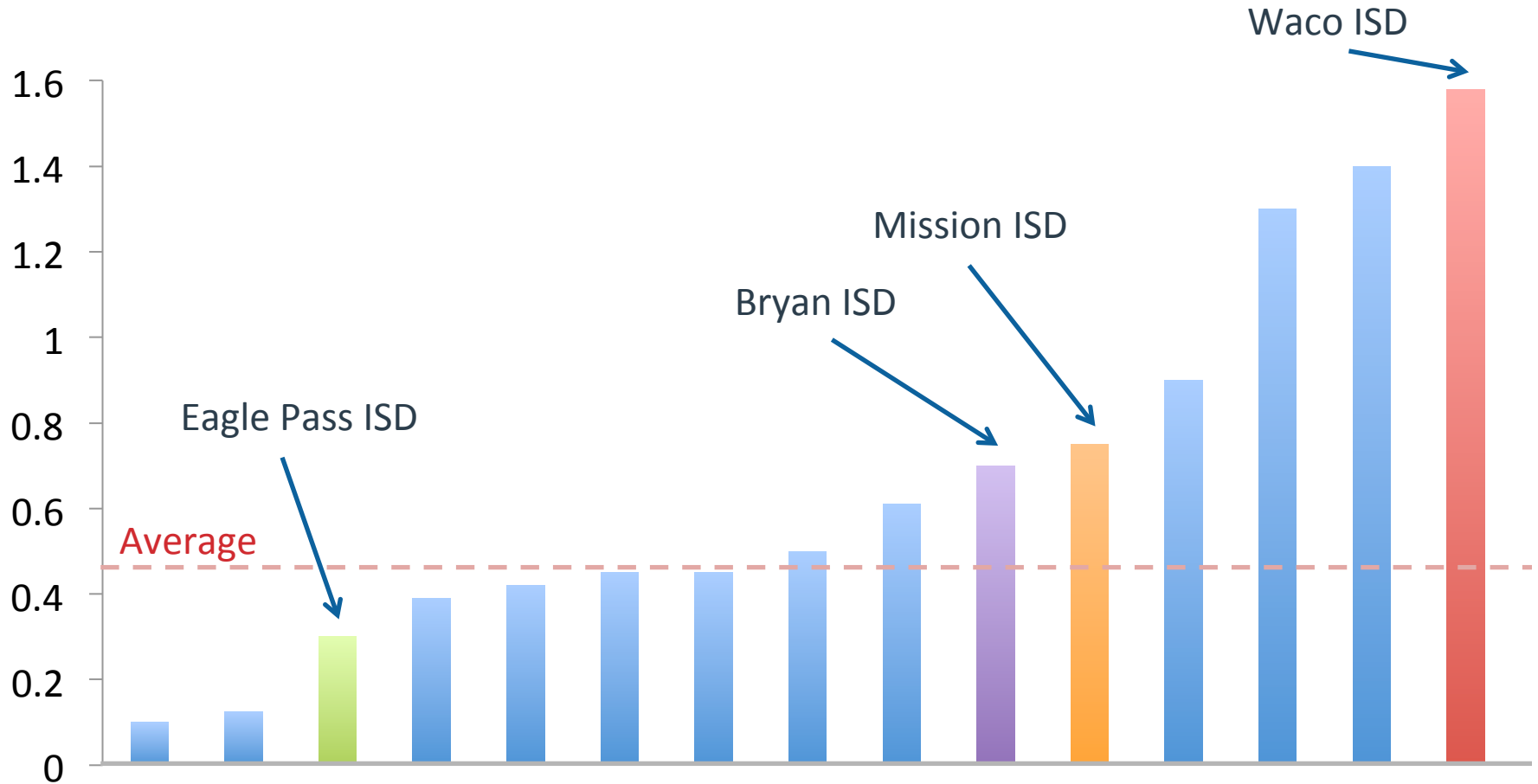
Data Recommendations from Consensus Report

Present data in a way that is meaningful and accessible

- Data should be easy to locate
- Data needs to be easily understandable – general trends, summaries, comparisons
- Customizable data reports to get additional detail
- Reports should focus on key metrics and not overwhelm the user

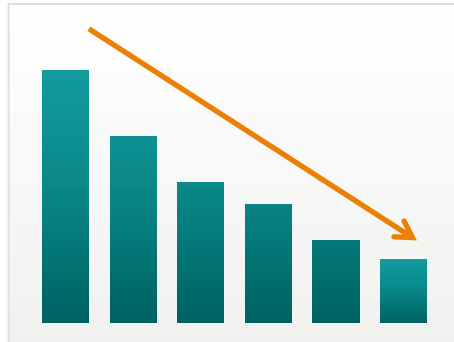
Potential for District-to-District Comparison

Total Discipline Reports per Total Students of Texas School Districts
(School Year 2010)



Define and Measure Success

Suspensions

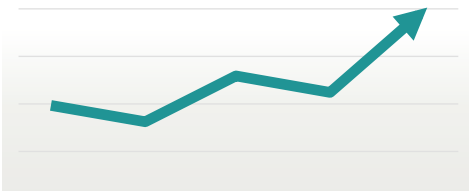


Do students feel **safer** in school?

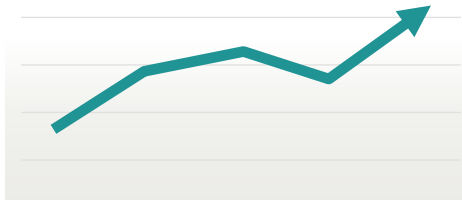
Do students feel **welcome** in school?

Do students feel more **supported** and **positioned to succeed**?

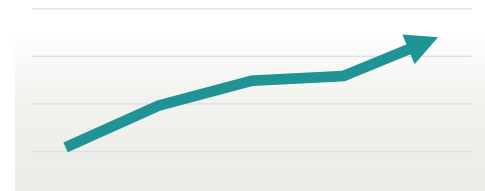
Attendance



Academic Achievement



School Safety



Thank You

Join our distribution list to receive
CSG Justice Center project updates!

www.csgjusticecenter.org/subscribe

For more information, contact Nina Salomon (nsalomon@csg.org)



The presentation was developed by members of the Council of State Governments Justice Center staff. The statements made reflect the views of the authors, and should not be considered the official position of the Justice Center, the members of the Council of State Governments, or the funding agency supporting the work. Citations available for statistics presented in preceding slides available on CSG Justice Center web site.