

BALTIMORE CITY PUBLIC SCHOOLS



Creating a Positive School Climate:

***Making School a Place Where
Everyone Wants to Be***

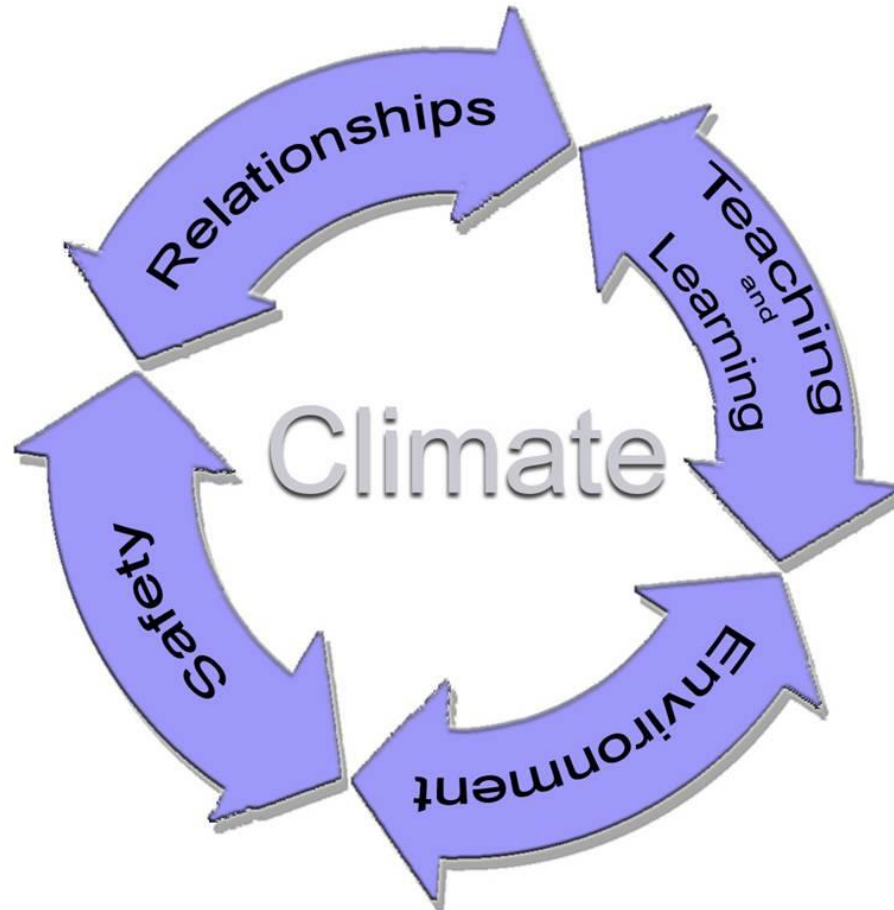
Karen Webber-Ndour

Executive Director, Office of Student Support and Safety

What is School Climate?

4 Components

2

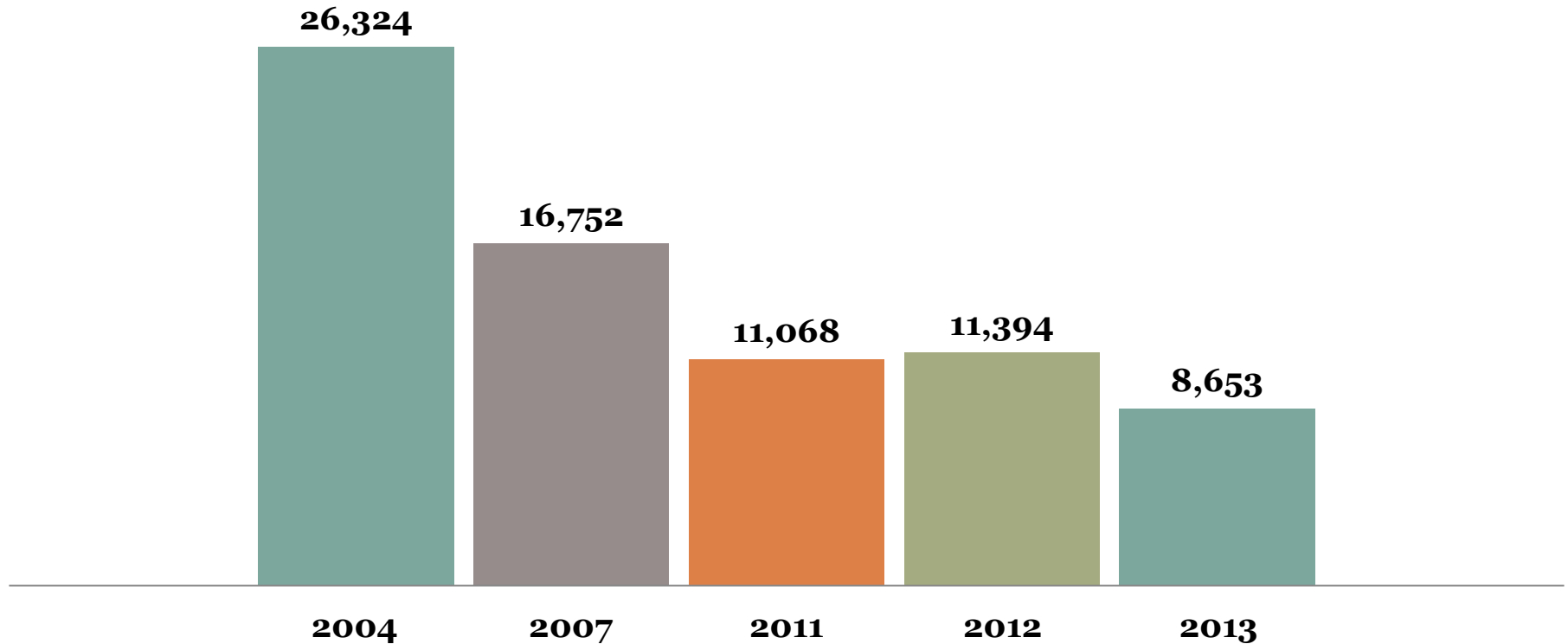


Suspensions Declined in SY1213 –

After a 24% decline from 2012 to 2013, suspensions are at an all-time low

3

1-year change		2-year change		6-year change		9-year change	
#	%	#	%	#	%	#	%
-2,741	-24.1%	-2,415	-21.8%	-8,099	-48.3%	-17,671	-67.1%



NOTE: Counts show total number of out-of-school suspensions in the District based on end of year file. Includes all suspensions and expulsions.

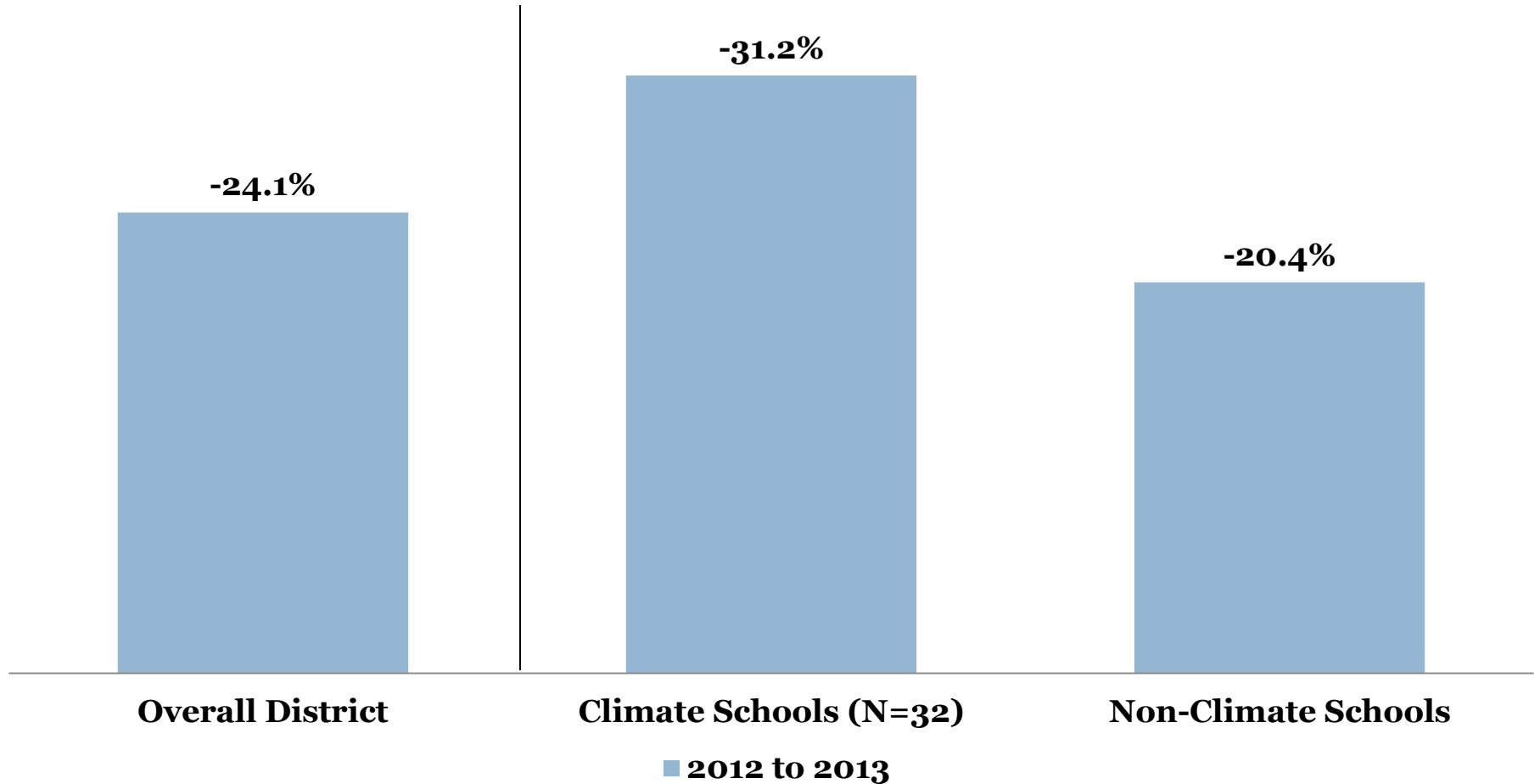
Baltimore City

GREAT KIDS
GREAT SCHOOLS

Public Schools

Schools that Participated in Climate Training Showed Greater Reductions in Suspensions

4



NOTE: % shows reduction in total number of out-of-school suspensions from 2012 to 2013. Includes all suspensions and expulsions.

Code of Conduct Shifts

5

- Grade reconfigurations
 - The 2013-14 Edition has been changed to include up to 3 groups:
 - Pre-K to 1st Grade
 - 2nd to 5th Grade
 - 6th to 12th Grade
- Removed “soft” offenses
- Greater Principal discretion
- Lessening of “zero tolerance” policies

APPENDIX

Contact Information

7

Karen Webber-Ndour

Executive Director, Office of Student Support and Safety

kndour@bcps.k12.md.us

Materials can be found at:

<http://www.baltimorecityschools.org/site/Default.aspx?PageID=397>

2012 Climate Training

8

Messaging

- Established a common, research-based definition of school climate for the District
- Highlighted the link between school climate and student achievement
- Emphasized that positive school climates can be created through planning

Activities

- Provided guidance and school-specific data to drive climate planning
- Introduced year long SST and other supports
- Created Climate training module for use at the school level
- Climate training and support continued throughout the *entire* school year

Summer 2013 Climate Training

Preparing for SY1314

9

Messaging

- Focus on understanding the *whole child*
 - Safety includes physical, mental, and emotional needs
 - ✦ Expansion of mental health services for General Ed. Students
 - Presentations included understanding students through a trauma informed lens
- Building relationships in the school
- Introduction of best practices
- Shift adult responses from punitive to restorative

Activities

- Presentations included discussions on:
 - Homelessness
 - Trauma
 - Health
 - Safety
 - Code of Conduct
 - Data Review
- Breakout sessions topics included:
 - Student Voice
 - Relationships
 - Restorative practices
 - Accountability
 - Mindfulness/Self-regulation
- Provided School Leaders with the tools, guidance, and support to create SY1314 Climate Plans

Climate Walk Tool

10

BALTIMORE CITY PUBLIC SCHOOLS SCHOOL CLIMATE WALK

School Name & Number _____ Network # _____

Date _____ Time of Visit _____ Time of Departure _____ Staff Name _____

	Observation	Observed	Not Observed	Comments
School Entrance	1. Visitors (including yourself) are greeted by staff, provided with a visitor's pass, and directed to the appropriate location upon entering the building.			
	2. The main office is an orderly and well-managed environment.			
	3. The main office had students seated during instructional time. Note in the comments if the same students were in the office when you departed, and what the students were doing.			
	4. The physical environment is welcoming and supportive of learning for all students (e.g., well-lit, graffiti-free, painted walls, etc.).			

•Tool created and implemented in 2012.

•Climate Walk provides a feedback loop for school leaders.

•Tool measures 3 aspects of climate: Relationships, Teaching & Learning, Environment.

•Other Districts have shown interest in adopting this tool.

Safety Walk Tool

11

BALTIMORE CITY PUBLIC SCHOOLS EMERGENCY MANAGEMENT WALKTHROUGH

School Name & Number _____

Date _____ Time of Visit _____ School Police Officer Name _____

Observation	Yes/No (Y/N)?	Comments
1. Is the front entrance locked?		
2. Is there a functioning buzzer or intercom system at the main entrance?		
3. Once buzzed in, is the main entrance monitored by assigned staff?		
4. Are all visitors required to sign in and/or show their ID?		
5. Are all entrance doors operable and locked?		
6. Are hallways and stairwells well-lit?		

- Tool created and implemented in 2013.

- School Police conducted Safety Walks in 196 schools in SY1213.

- Safety Walks provided a feedback loop for school leaders, regarding physical safety of their school buildings

- Tool measures 2 aspects of climate: Safety and Environment

- Essential component of the School Emergency Management Plan